

NARTHEX



Pastor Pete




Bible bearer



Cross bearer
"crucifer"



FONT




The acolytes with torches always surround the Bible and follow the cross.

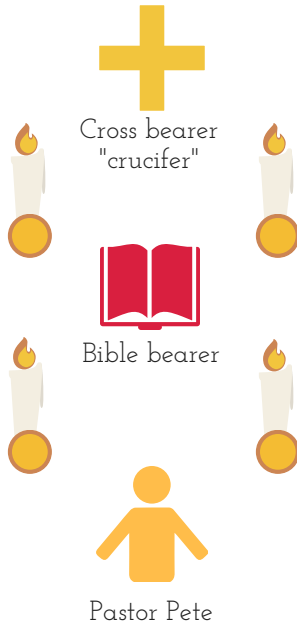

Entry Procession

Before the service you'll light the altar candles. Then, in the narthex you'll light the four torches and process in after the cross, with two in front of the Bible, and two behind.

When you reach the front, bow slightly to the cross before putting the torches in their places and taking your seats.



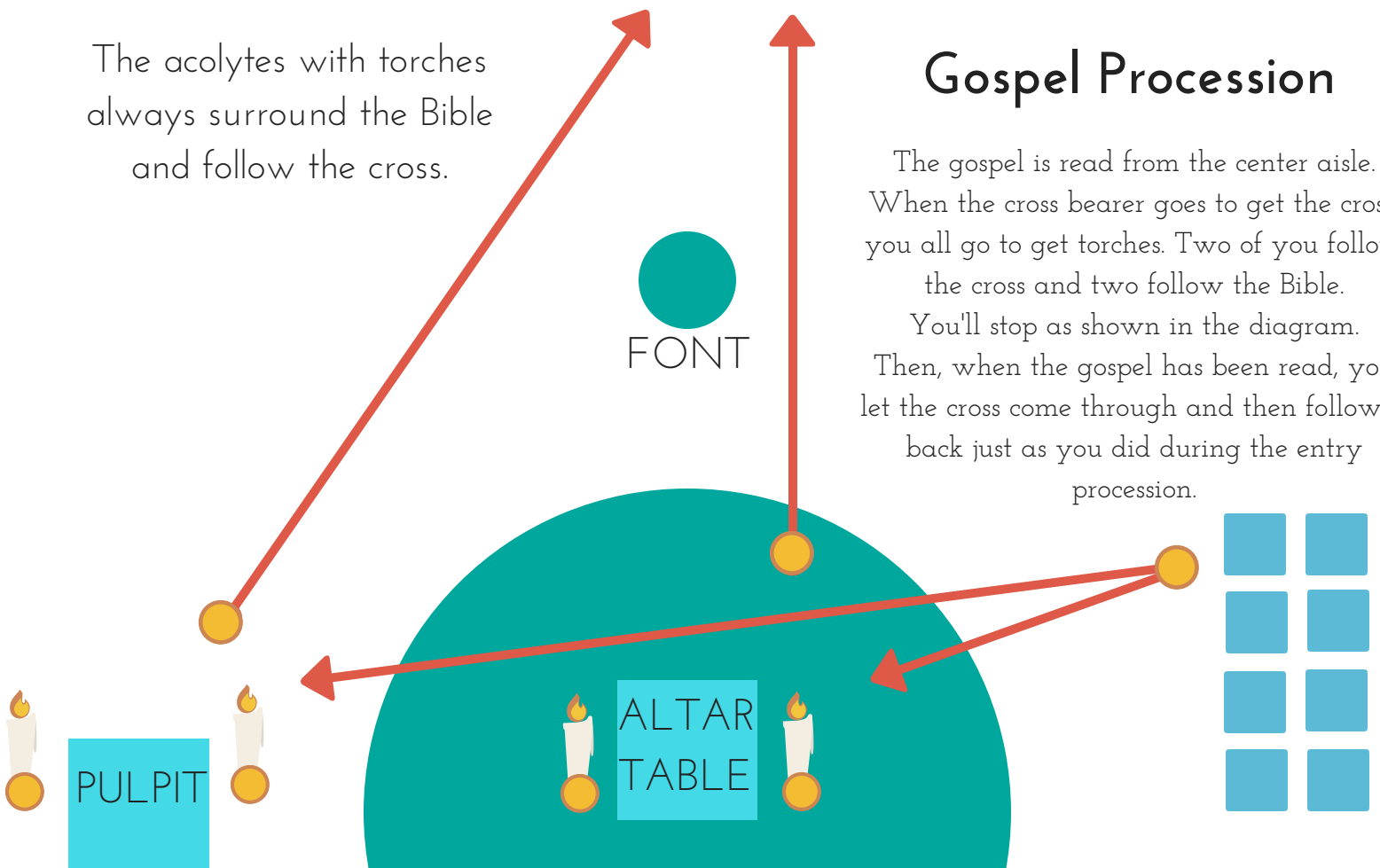
NARTHEX



The acolytes with torches always surround the Bible and follow the cross.

Gospel Procession

The gospel is read from the center aisle. When the cross bearer goes to get the cross, you all go to get torches. Two of you follow the cross and two follow the Bible. You'll stop as shown in the diagram. Then, when the gospel has been read, you let the cross come through and then follow it back just as you did during the entry procession.



NARTHEX



Cross bearer
"crucifer"



Bible bearer



Pastor Pete

The acolytes with torches always surround the Bible and follow the cross.

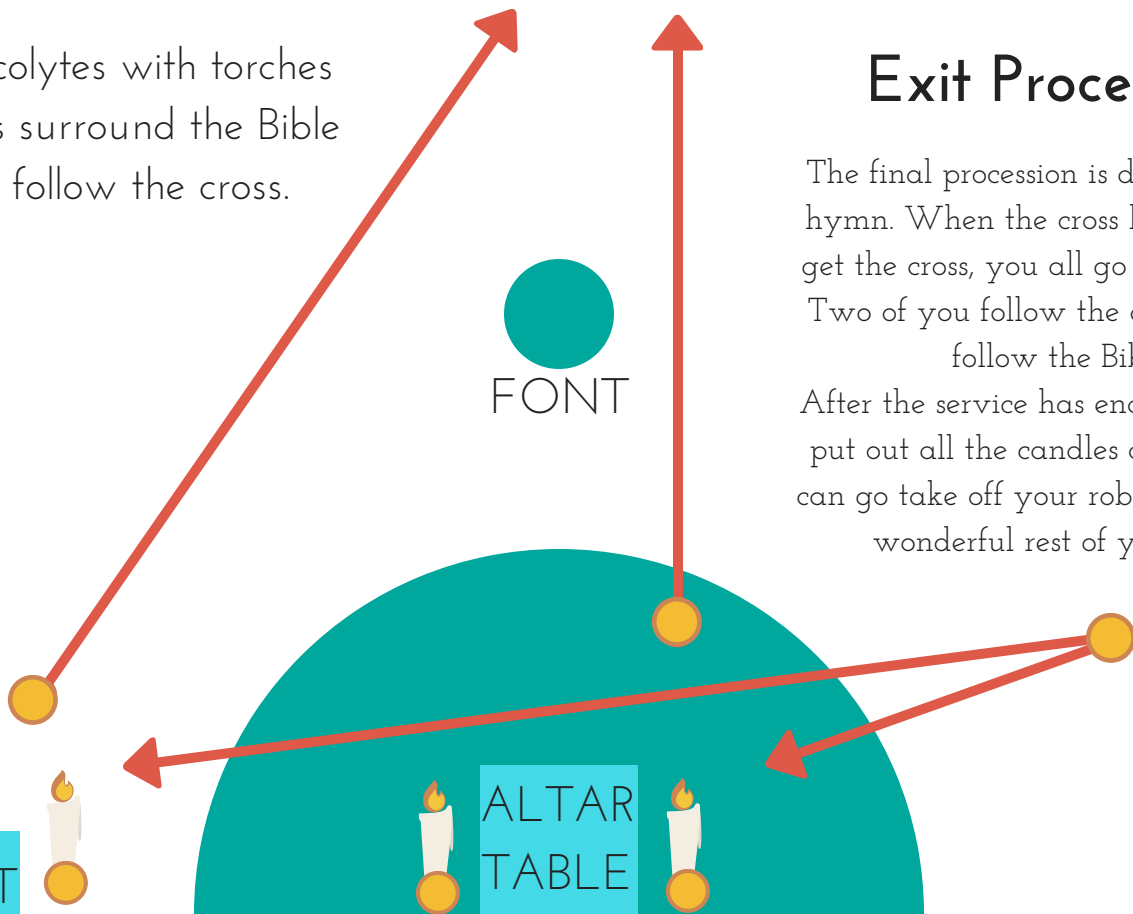
Exit Procession

The final procession is during the last hymn. When the cross bearer goes to get the cross, you all go to get torches. Two of you follow the cross and two follow the Bible.

After the service has ended, be sure to put out all the candles and then you can go take off your robes and have a wonderful rest of your day!



FONT



PULPIT



ALTAR
TABLE

